



Select Series LED Flood Light

Product Specifications



TCP's Select Series LED Flood Lights offer three wattage selectable SKU levels that can cover 10W-100W and 3000K, 4000K, and 5000K color selectable options. Customers can customize the light to best illuminate their outdoor spaces, no matter how big or small. They are equipped to handle any wall washing, sign illumination, or accent lighting applications.

The die-cast bronze aluminum housing comes with tamper-resistant tempered glass, yoke or knuckle mounting options, and is easy to install. Standard features include CCT/Wattage/Photocell selector knockout switch, 0-10V dimming, a 105° beam angle, and up to 135 LPW rating to help maximize energy savings.

Reasons to choose the Select Series LED Flood Light from TCP

- Wattage package options: 10/20/30W, 40/50/60W, 50/80/100W
- Each SKU 30/40/50K CCT selectable
- Long 50,000 hour rated life reduces maintenance and replacement costs
- Delivers bright, uniform light
- Die-cast aluminum housing with impact-resistant tempered glass lens
- Knuckle and Yoke mounting options for easy installation or retrofits
- CRI >70
- UL IP65 listed for wet locations

Ideal Applications

- Landscape Lighting
- Wall Wash
- Sign Lighting
- Accent Lighting



Applications

This product can be used in many outdoor applications including security lighting, wall wash, sign lighting and accent lighting. The knuckle or yoke mounting options provide a versatile array of mounting options.

Construction

- Die-cast aluminum housing
- Impact-resistant tempered glass lens
- Durable bronze powdercoat
- 1/2" knuckle mount or yoke mount
- Operating Temperature: -40°C to 40°C
- Integrated CCT/Wattage/Photocell Selector switch

Electrical

- Easily access wiring for quick installation
- System rated for long 50,000 hour life
- Efficiently delivers up to 1.35 LPW
- 120-277V
- 0-10V dimming

Optics

- Impact resistant lens
- Delivers bright, white light and excellent uniformity
- 105° beam angle

| | |
|-------------|------|
| Item Number | |
| Notes | Type |



Knuckle Mount



Yoke Mount

Listings

cULus Listed – wet location rated
RoHS Compliant
DLC 5.1 Premium

Warranty

Five year limited warranty against defects in manufacturing.

Catalog Ordering Matrix Example: SFLKUZDSW4CCT

| FAMILY | MOUNTING | VOLTAGE | CONTROLS | LUMEN PACKAGE (Power) ^{1,2} | CCT |
|------------------------------|-------------------------|---------------|--------------------|--|-------------------------------|
| SFL - Selectable Flood Light | K - Knuckle Y - Yoke | U - 120V-277V | ZD - 0-10V Dimming | SW4 - 3900/2600/1300L (30/20/10W) SW7 - 7800/6500/5200L (60/50/40W) SW9 - 13500/10800/6750L (100/80/50W) | CCT - 30/40/50K Selectable |

¹Approximate lumen output. Actual performance may vary based on CCT, options selected and end user application.

²Actual wattage may differ by +/- 10%.

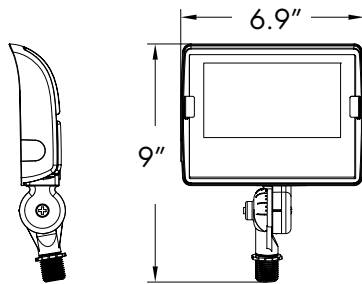
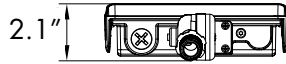
Integrated CCT/Wattage/Photocell Selectable Switches



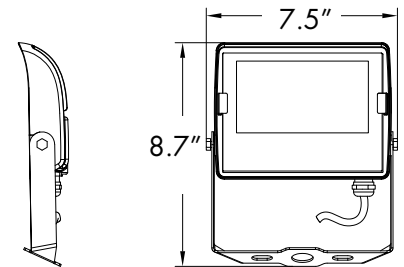
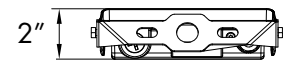
| TCP Item # | DLC Lookup | DLC Product ID |
|---------------|----------------|----------------|
| SFLKUZDSW4CCT | SFLaUZDSW4CCTc | S-PDJW8L |
| SFLKUZDSW7CCT | SFLaUZDSW7CCTc | S-OPD8EL |
| SFLKUZDSW9CCT | SFLaUZDSW9CCTc | S-OTR3ML |
| SFLYUZDSW4CCT | SFLaUZDSW4CCTc | S-PDJW8L |
| SFLYUZDSW7CCT | SFLaUZDSW7CCTc | S-OPD8EL |
| SFLYUZDSW9CCT | SFLaUZDSW9CCTc | S-OTR3ML |

Dimensions

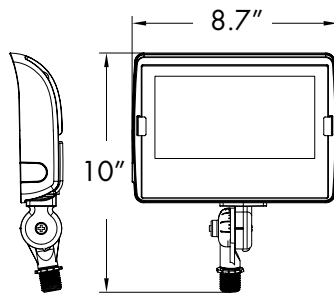
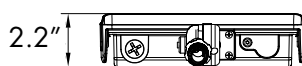
Knuckle Mount - SW4



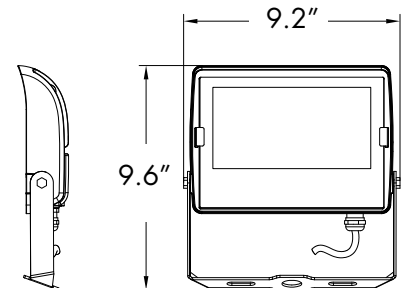
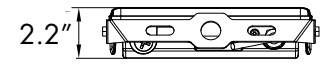
Yoke Mount - SW4



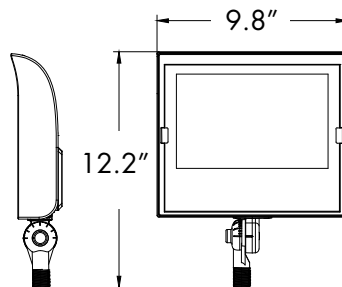
Knuckle Mount - SW7



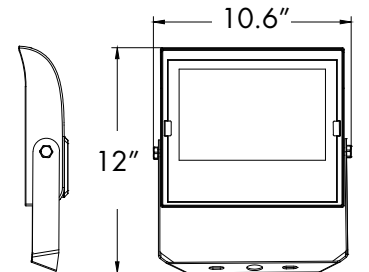
Yoke Mount - SW7



Knuckle Mount - SW9



Yoke Mount - SW9



For the most up-to-date specs and warranty information, please visit www.tcpi.com

TCP®
325 Campus Dr. | Aurora, Ohio 44202 | P: 800-324-1496 | tcpi.com

©TCP JUL 2023/WF346200



Not all versions of this product are qualified on the DLC QPL. To view our DLC qualified products, please consult the DLC Qualified Products List at www.designlights.org/apl.

TECHNOLOGY CAST IN A BEAUTIFUL LIGHT

For over 30 years, TCP has been designing, developing and delivering energy-efficient lighting into the market. Thanks to our cutting-edge technology and manufacturing expertise, we have shipped billions of high quality lighting products. With TCP, you can count on a lighting product that is designed to meet the needs of the market - that transforms your surroundings and envelopes you in warmth - lighting that generates beauty with every flip of the switch.

Sales:

Date:

Model:

Project:

Rep:

Catalog Number:

Type:

Notes:



For more information on the quality and care TCP can deliver, call us at **800.324.1496** or visit tcp.com

325 Campus Dr. | Aurora, Ohio 44202 | P: 800.324.1496 | F: 877.487.0516